

DIN-RAIL-MOUNTED FREQUENCY TRANSDUCER

FEATURES

- Frequency measurement of sinusoidal and distorted waveforms.
- Digital period measurement.
- Analog output.

APPLICATIONS

- For use on any application that requires indication of instantaneous frequency.
- Where CE or CSA is required.



INPUT FREQUENCY (Hz)	STANDARD OUTPUTS MODEL DFT-				
	0 - 1mA _{dc}	0 - 10V _{dc}	0 - 5V _{dc}	4 - 20mA _{dc}	0 - 20mA _{dc}
45 - 55	050B	050D	050X5	050E	050EA
55 - 65	060B	060D	060X5	060E	060EA
375 - 425	400B	400D	400X5	400E	400EA

All models require 85-230Vac instrument power.

ADDITIONAL FREQUENCY AND VOLTAGE RANGES AVAILABLE - CONSULT FACTORY

DIN-RAIL LENGTHS AVAILABLE - CONSULT FACTORY

ORDERING INFORMATION

Example: 55-65Hz Input with 0-5V_{dc} Output.
DFT-060X5

SPECIFICATIONS

INPUT

Frequency Range See Table
 Voltage Range 10-230Vac
 Burden <1.0VA
 Overload 120% F.S. voltage continuous
 200% F.S. voltage for 1 second

OUTPUT

Loading
 "B" models (0-1mA_{dc}) 0-15kΩ
 "D", "X5" models (0-10, 0-5V_{dc}) 2.5kΩ min.
 "E" & "EA" models (4-20, 0-20mA_{dc}) 0-750Ω
 Response Time 4 Periods of Input Frequency

INSTRUMENT POWER

Standard 85-230V_{dc/ac}, 40-400Hz, 3.5VA

DIELECTRIC TEST

Input to Instrument Power/Output/Case 3700Vac
 Instrument Power to Output/Case 3700Vac
 Output to Case 490Vac

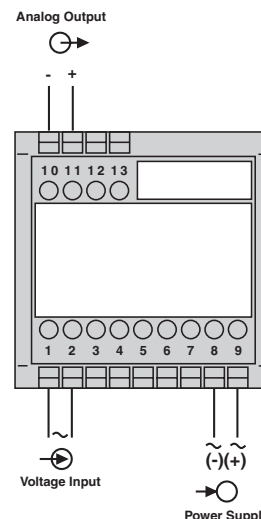
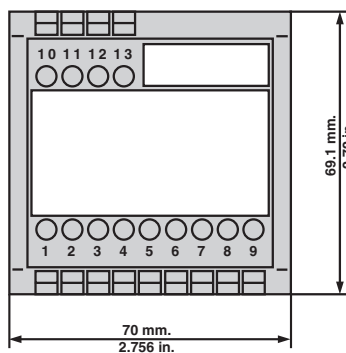
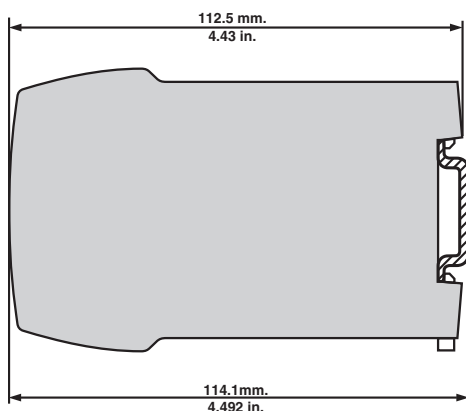
ACCURACY

50Hz, 60Hz Models ±0.02Hz
 400Hz Model ±0.1Hz
 Output Ripple <0.5% p.p.

TEMPERATURE & PHYSICAL

Temperature Range -10°C to 55°C
 Termination #10 AWG max.
 Net Weight 0.7 Lbs.

CONNECTION DIAGRAM AND CASE DIMENSIONS



Mounted on 35mm top-hat DIN-rail.